

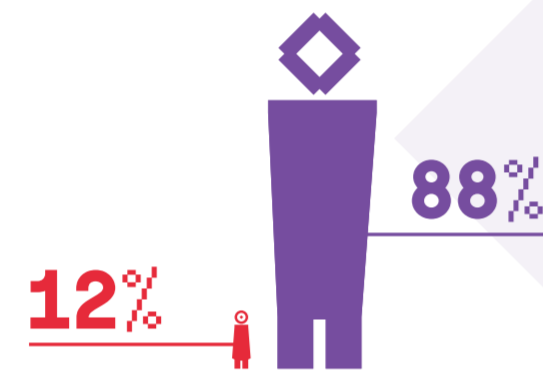
GENDER EQUALITY IN PORTUGAL

POWER AND DECISION MAKING IN BUSINESS: WOMEN AND MEN

LARGEST LISTED COMPANIES 46 COMPANIES COVERED

Figure 1

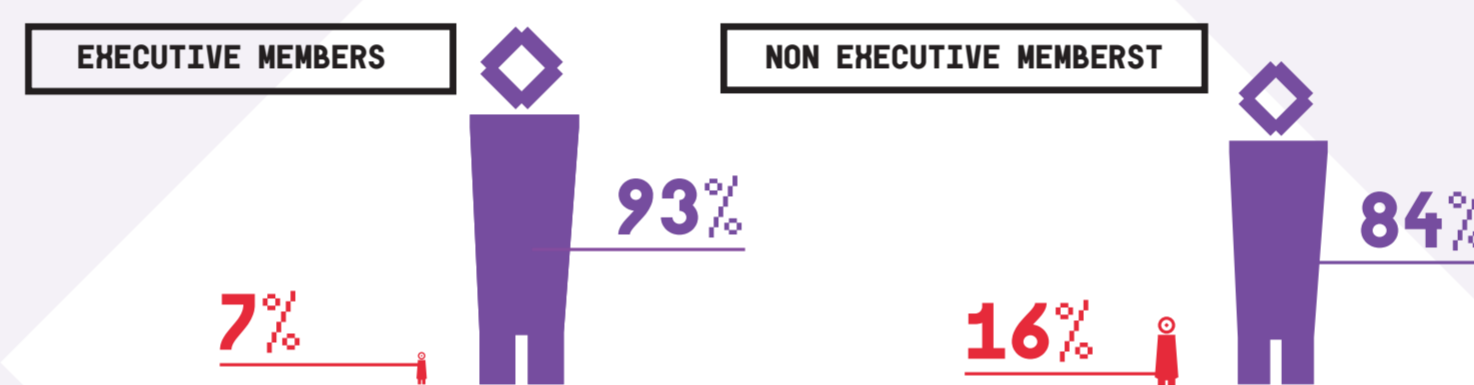
Proportion of women and men in the largest listed companies board members



Source: CMVM (12.04.2017)

Figure 2 and 3

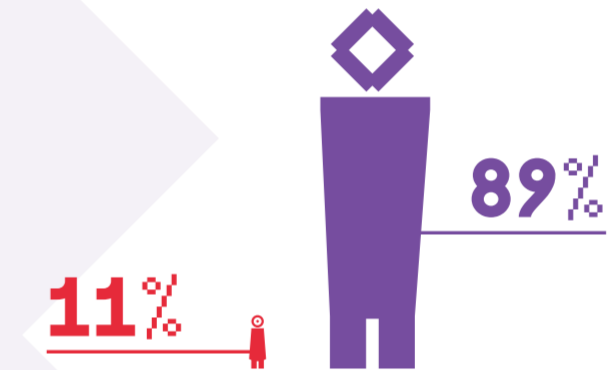
Proportion of women and men among executive and non-executive members of the largest listed companies board members



Source: CMVM (12.04.2017)

Figure 4

Proportion of women and men in the largest listed companies supervisory bodies




Source: CMVM (12.04.2017)

STATE-OWNED COMPANIES 169 COMPANIES COVERED

Figure 5

Proportion of women and men in board members state-owned companies

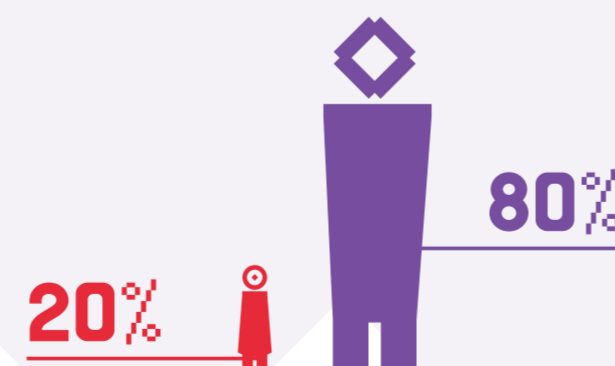


Sources: DGAEP / DGTF (31.12.2016 to 22.05.2017)

STATE-OWNED LOCAL COMPANIES 185 COMPANIES COVERED

Figure 6

Proportion of women and men in board members of state-owned local companies



Source: DGAL (31.12.2016 to 03.06.2017)



There is no disaggregated data of executive and non-executive board members directors in the state owned companies sector and the state owned companies local sector. The data that refers to companies with a single taxpayer or a society of statutory auditors are not included.