


# Women and employment in the EU, 2012

## Employment rates

58.5%

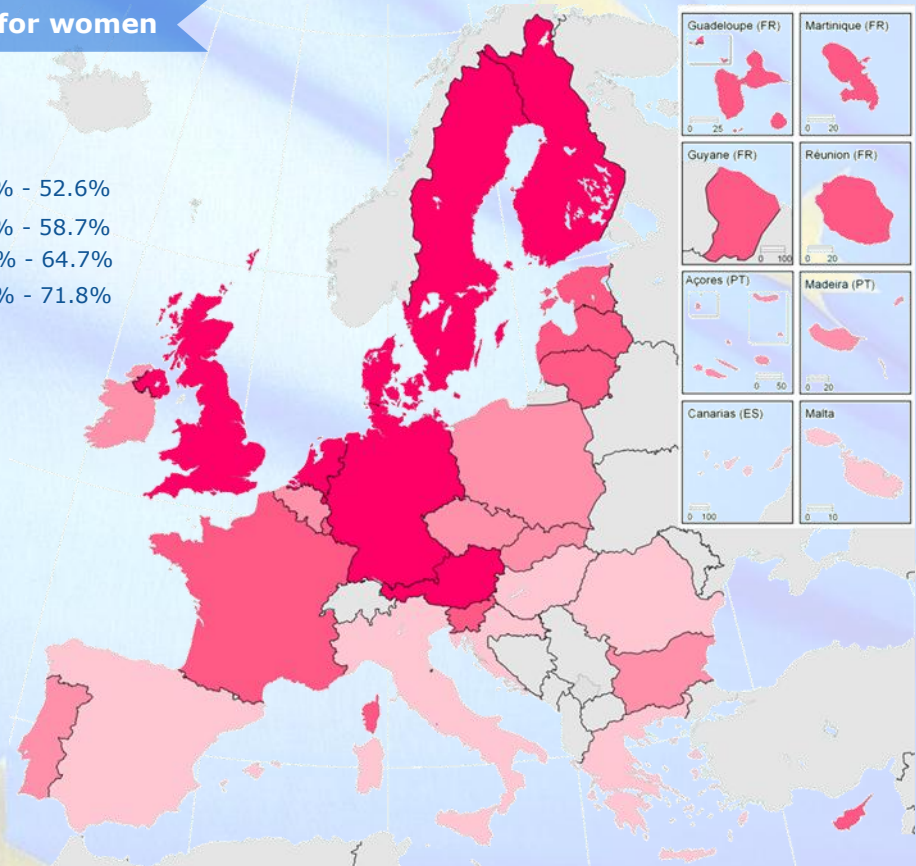



69.6%

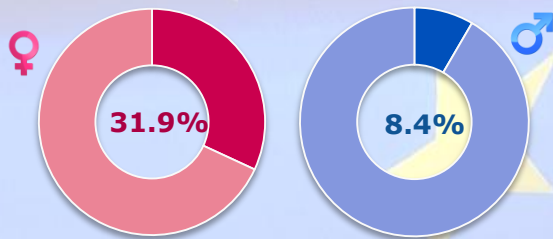
Women of working age less likely to be employed than men

## Employment rates for women

Legend:



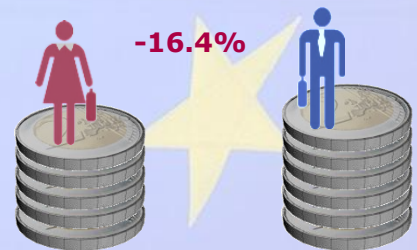
## Part-time employment



Women in employment much more likely to work part-time than men

## Gender pay gap

Women earn less than men



Employment rates: the number of persons aged 15 to 64 in employment divided by the total population of the same age group

Part-time employment: % of women and % of men in employment aged 15-64

Gender pay gap: the difference between the average gross hourly earnings of male paid employees and of female paid employees as a percentage of average gross hourly earnings of male paid employees